

# Year 6

## Parents' SATs Information



# What are KS2 SATs?



- Standard Assessment Tests
- All children have to be tested before they go to senior school
- Provide assessment information for senior schools
- Purpose - assign National Curriculum levels to children before they leave primary school

# What level should Y6 children be at?

- Level 2 - these children will not be entered for the tests
- Level 3 - below age related expectation
- Level 4 - age related expectation (4b)**
- Level 5 - above age related expectation

This is the last year of levels, next year children leaving primary school will be assessed in a different way!

# What other information do senior schools want?



- SATs results
- Teacher assessments
- Tests administered by the senior schools

# What does teacher assessment involve, and is it different from testing?

- Teacher assessment draws together everything the teacher or teachers know about a child, including observations, marked work and school assessments.
- Teacher assessment is not a 'snapshot' like tests and is therefore more reliable.
- There can be a difference between teacher assessment results and test levels.

# How is SATs week organised?

- A timetable is issued to school, telling us on which days/sessions tests must be administered.
- All children must sit the tests at the same time.
- Test papers can only be opened 1 hour before the tests begin.
- Tests are completed in classrooms, with any displays that may help covered over.
- Children are divided into groups for test administration to ensure they are properly supported and feel secure.

# Sample SATs Timetable

Year 6 SATs Week 11<sup>th</sup> - 14<sup>th</sup> May 2015

Monday 11th May	Tuesday 12 <sup>th</sup> May	Wednesday 13th May	Thursday 14th May	Friday 17 <sup>th</sup> May
English - Reading Test	English - Grammar, punctuation and spelling test	Mental Maths Test  Maths Test A	Maths Test B	Fun day!

## During SATs week:



- Please ensure that your child is in school every day during SATs week.
- Ensure that they are in school on time
- Please don't book anything during this week e.g. doctor's appointments, holidays etc
- If your child is ill, let us know immediately.



# English SATs

English SATs consist of:

- A reading test
- A grammar, punctuation and spelling test





# Reading



- 1 hour to read booklet and answer questions.
- There will be 3 texts and sets of questions which are all different difficulty levels.
- There are a variety of different questions to be answered in different ways
- Children cannot have any adult help in this test



- There are 4 main types of questions on the reading paper:
- Literal - answer is there in the text
- Deductive - look for clues
- Inferential - read between the lines
- Authorial intent - e.g. why does an author use a particular word



**Sentence from:  
'A Day in the English  
Countryside'**



*As the afternoon light started to fade, the cow stopped eating grass, stood instead with its head over the gate and gazed expectantly down the lane.*

1. How light was it? (Literal)
2. What three things did the cow do? (Literal)
3. What time of day was it? (Deductive)
4. Where was the cow? (Deductive)
5. What do you think the cow was expecting? (Inferential)
6. What strategies does the writer use to give the reader so much information in a single sentence? (Authorial intent)



## How can parents help with reading?



- Ensure your child reads every night!
- Encourage them to read fiction and non-fiction.
- Try to ask them questions about the text.
- Help them with the different skills of reading especially 'skim' reading where they are looking for key words in the text.
- Speed reading



# Grammar, Spelling, Punctuation



- New for 2013
- 45 minutes test on grammar

Circle all the **adverbs** in the sentence below.

Open the drawers carefully and quietly when using the filing cabinet.

Tick one word to complete the sentence below.

Michael and Kate read their books \_\_\_\_\_ they ate their sandwiches.

Tick **one**.

while

which

between

during

Draw lines to match each sentence with the most likely final punctuation.

Sentence	Punctuation
Look out	?
How are you doing	!
January is the first month of the year	.

- Spelling test is separate.
- Worth 20 marks out of 70.
- Can affect the overall level obtained.



## How can parents help with writing?



- Again, reading a variety of texts - the more children read, the more familiar they become with different text types
- Spelling/comprehension homework
- Encouraging your child to complete all homework and discussing their work with them.



# Mathematics



- Mathematics SATs consist of:
  - **A mental mathematics test.**

This is a 20 minute orally delivered, taped assessment. The mental mathematics test has a subject weighting of 20%.

- **Two written test papers**

**Test A and Test B**

This year, there will not be a calculator test.





- Some questions are worth one mark and therefore accuracy is important.
- Other questions are worth two marks and even if the answer is wrong, a mark may be given for correct working.
- Teachers may read questions in both written papers to pupils if asked.



# Typical mental maths questions



## 5 second questions:

What is double ninety?

What time is it half an hour after ten-fifteen?

## 10 second questions:

The temperature was three degrees Celsius. It goes down by eight degrees. Write the new temperature.

Add three point three to seven point seven.

Lara spends three pounds fifty-five. She pays with a ten pound note. How much change does she get?

## 15 second questions:

Multiply thirty-five by six.

Nine is half of a number. What is one-third of the number?

Four oranges cost ninety-five pence.

How much do 12 oranges cost?



## How can parents help with Maths?



- Support with homework - not just helping with the Maths but reading the question can really help.

### • **TIMES TABLES!!!**

- Help your child to check their work through - this will help them to spot mistakes that can sometimes be easily fixed.

# What are we doing?

- Cross-curricular teaching
- Maths and writing targets
- Differentiated activities across the curriculum
- Teaching assistant support and interventions
- Homework
- Test preparation
- Encouragement



# How can parents help?

- The best help is interest taken in learning and progress.

- Supporting homework.



- Good communication between the school and home.

- Getting a good sleep on a school night!

- Ensuring attendance at school from now until SATs

Useful  
Websites

<http://www.woodlands-junior.kent.sch.uk/maths/sats/index.html>

**Woodlands Junior School** **Woodlands Maths - Year 6 Sats**

| [Maths Index](#) | [Literacy Zone](#) | [Science Zone](#) | [Homework Help](#) | [Woodlands Games](#) |


**YOU ARE HERE** : [Homepage](#) > [Site Map](#) > [Revision Zone](#) > [Maths Zone](#) > [Sats](#)

## Year 6 Sats and other Tests

[Back to Maths Zone index](#)

### Preparing for Maths Sats and other tests

[Worried about Sats?](#)



[Play this fun game](#) (Squares, multiples, triangular numbers....)

[Past Sats Papers](#)

[Past SAT Papers for all subjects](#)

The following Sats Questions are taken from past papers.

[Test A](#) (no answers supplied)

<http://www.bbc.co.uk/bitesize/ks2/>

The image shows a screenshot of the BBC KS2 Bitesize website as it appeared in a Windows Internet Explorer browser window. The browser's address bar shows the URL <http://www.bbc.co.uk/bitesize/ks2/>. The browser's menu bar includes File, Edit, View, Favorites, Tools, and Help. The Favorites bar shows links for Favorites, Suggested Sites, Free Hotmail, and Web Slice Gallery. The page title is "BBC - KS2 Bitesize - Home".

The website's navigation bar features the BBC logo, links for News, Sport, Weather, iPlayer, TV, Radio, and More..., and a search box. The main content area has a blue background with bubbles and cartoon fish. A large orange banner at the top left reads "KS2 Bitesize".

On the left side, there is a vertical menu with icons and text for Home, English, Maths, and Science. Below this menu is the "More Bitesize" section with the CBBC logo.

The central part of the page features three large, rounded square buttons: a green button for "English" with a cartoon fish holding a book, an orange button for "Maths" with a cartoon fish holding a calculator, and a purple button for "Science" with a cartoon fish holding a beaker. Below these buttons is a yellow banner titled "Find an activity here" which contains five activity thumbnails: "Spelling" (with a cartoon girl), "Microorganisms" (with a microscope), "Angles" (with a diagram showing 90, 180, and 90 degrees), "Story Planning" (with the word "Trapped!"), and "Light" (with a cartoon girl).

The Windows taskbar at the bottom shows the Start button, the "Anne B" user profile, and several open applications: Microsoft PowerPoint and the BBC KS2 Bitesize website. The system tray on the right shows the Internet icon, a volume icon, a network icon, and the time 13:32.



http://www.cgpbbooks.co.uk/online\_rev/ks2\_choice.asp

Key Stage 2 Resources - Windows Internet Explorer provided by St Cuthbert's C

File Edit View Favorites Tools Help

Address [http://www.cgpbbooks.co.uk/online\\_rev/ks2\\_choice.asp](http://www.cgpbbooks.co.uk/online_rev/ks2_choice.asp) Go Links >>

Google sats revision ks2 websites Search 19 blocked Check AutoLink AutoFill Options sats revision ks2 websites

Home Schools Products Private Products What's New Jobs at CGP **Interactive** Guestbook Log In Shopping Cart

# CGP Interactive

HOME NEW KS1 **KS2** KS3 GCSE AS LEVEL

## Key Stage 2

Hurrah... You've reached the Key Stage 2 section. To get to the games click on the subject you want below. Then you can use the buttons at the top of each page to go between the different subjects or to get back here. Have fun.

English Maths Science

[CGP Home](#) :: [Guestbook](#) :: [Contact us](#)

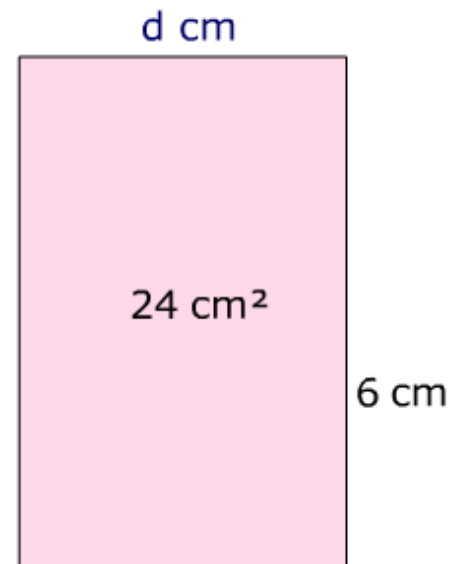
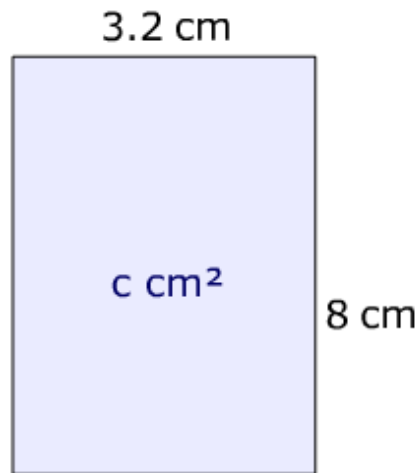
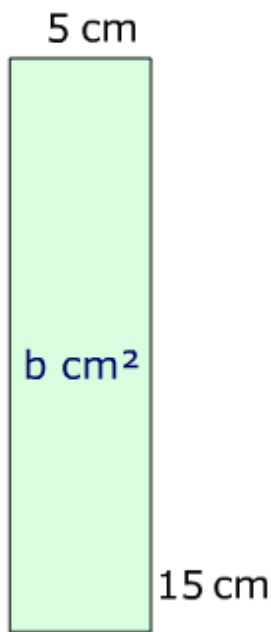
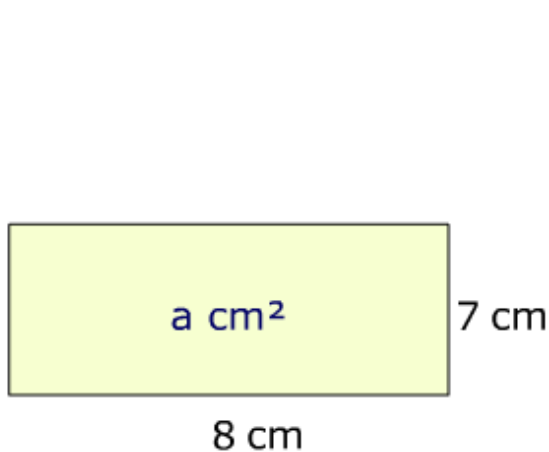
©2006 Coordination Group Publications

Done Internet

Start Start Center 2 Windows E... Publication1 -... Key Stage 2 ... Microsoft Pow... EN << 10:18

Q1

Q1 - Area by calculation  
Work out the missing length or area in each case.



$a = \text{[ ] cm}^2$  [2]    $b = \text{[ ] cm}^2$  [2]    $c = \text{[ ] cm}^2$  [2]    $d = \text{[ ] cm}$  [2]

Areas of rectangles

Markit

There are many websites available to download free past papers.

[www.satspapers.co.uk](http://www.satspapers.co.uk)

[www.sats-papers.co.uk](http://www.sats-papers.co.uk)

and finally ...

whatever happens your child  
will get the result which  
reflects where they  
are....rest assured, they have  
all made progress and nobody  
could ask more from them!